

EU Neighbours in action: Knowledge across borders


Creating the right **project** **partnerships.**

Besiana Ninka, Ilze Ciganska | Interact | 19.05.2026

Interact



Co-funded by
the European Union
Interreg



What makes a successful project?

Results?

Outputs?

Partnerships?

In this session we go one step back:

From projects  to partnerships



How we will work together

Our approach

- ✓ We will work in small groups throughout the session
- ✓ Each group will explore real-life challenges and practical questions
- ✓ Discussions will be structured, but open to your experience and perspectives
- ✓ We will use guiding questions or reflections to support the work

What to expect

- ✓ Short introductions from the facilitators
- ✓ Group work in several rounds
- ✓ Plenary exchanges to share key insights
- ✓ Collection of key messages to build common understanding

Reality check – Why do partnerships struggle?

What are the most common weaknesses in project partnerships?


Step 1 - Individual reflection (3-5 minutes):

- Write **3 to 5 key points** on sticky notes.
- Each idea should be **one weakness per note** (short and clear).

Step 2 – Collect & cluster. Group activity (5-7 minutes)

- Place all sticky notes on the flipchart
- We group similar ideas together and identify patterns

Step 3 – Plenary reflection



From weaknesses to strength

Step 4 – Turn challenges into strengths

How can we turn these into strengths or opportunities for better and stronger partnerships?

- Work in the same tables/groups
- Use the clustered weaknesses as a starting point
- Discuss how to turn them into a strength/solution
- Write down **one solution per sticky note** (short and clear).

Step 5 – Collect & cluster. Group activity (5-7 minutes)

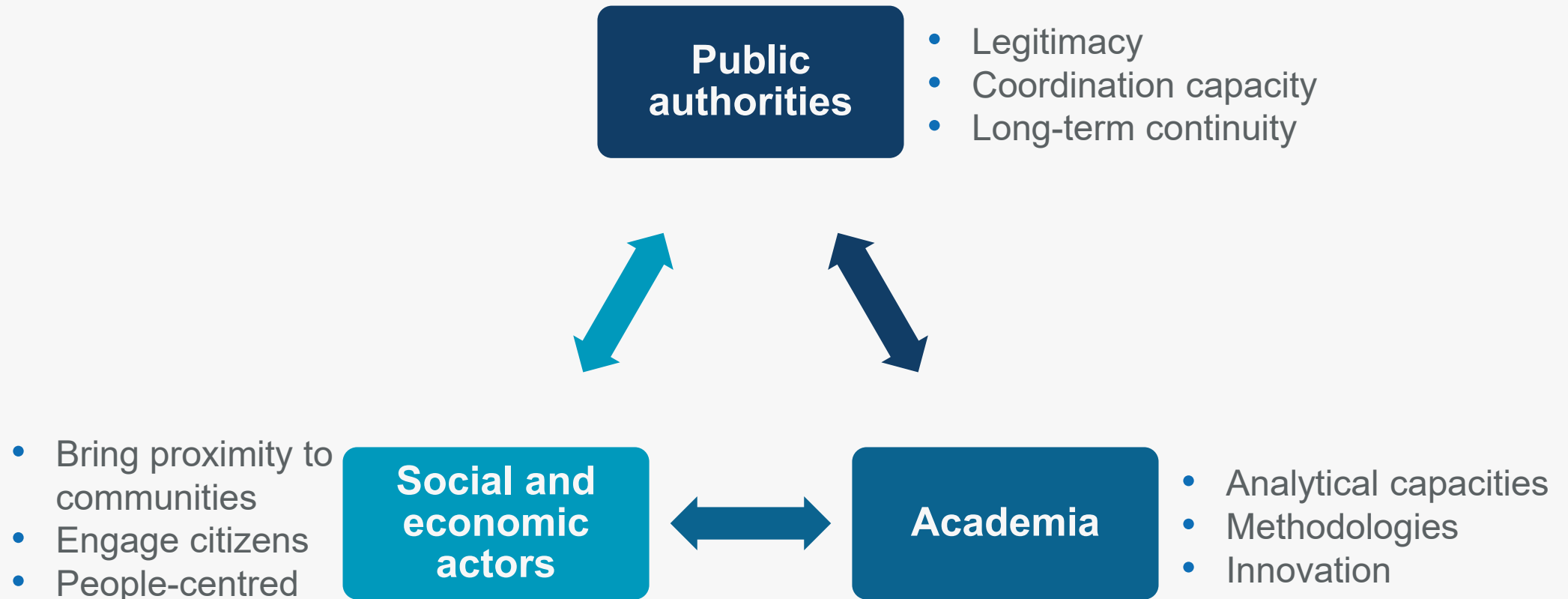
Step 6 – Plenary reflection



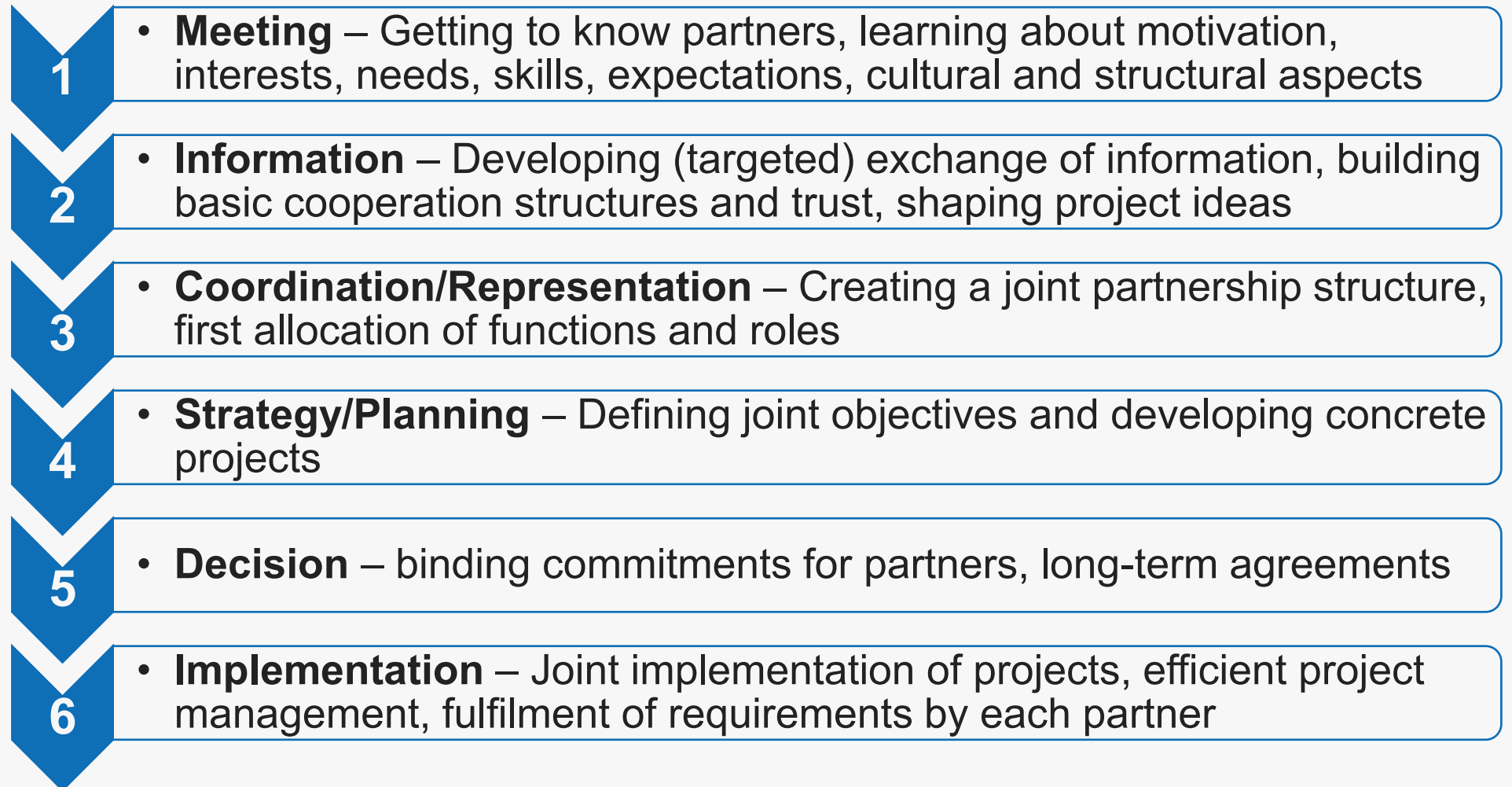
How to identify the right project partners?

- Shared needs
- Complementarities
- Knowledge
- Commitment
- Enthusiasm
- Trust
- Financial and human resources

Building stronger partnerships: the Triple Helix approach



Partnership development stages



How can programmes support stronger partnerships?

Networking
and partner
search

Guidance
during project
development

Practical tools
and cooperation
support

How about you?


Shaping partnerships

Step 7 – looking at the future

If your programme could change **ONE** thing in the work with potential project partner to improve partnership quality...what would it be?

Individual reflection (3 minutes):

- Write **your ideas** on sticky notes.
- One sticky **note** per idea (short and clear).
- Place all sticky notes on the flipchart




Shaping partnerships

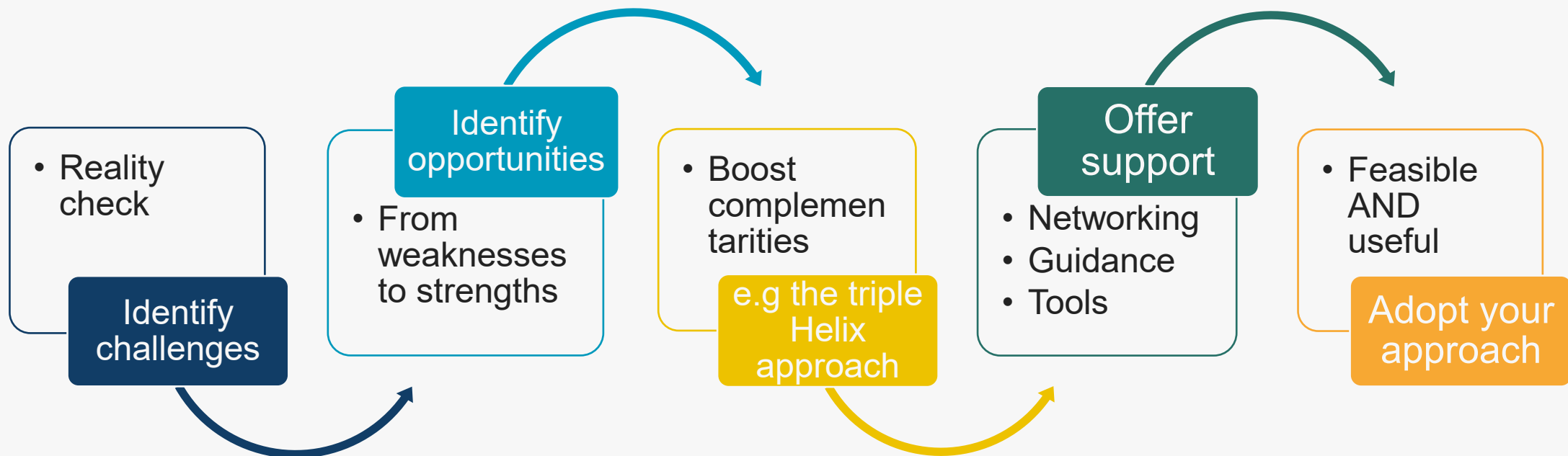
Step 8 – looking at the future with a pragmatic approach

Let's have a look at your sticky notes:


1. Each of you has one **orange** sticky dot. What are the actions or groups of actions that you think are most **feasible** in your context?
2. Each of you has a **green** sticky dot. What are the actions or groups of actions that you think would be most **useful** in your context?



Building meaningful partnerships – discussion summary



**Thank you very
much for your active
participation!**



Cooperation works

All materials will be available on:

[Interact.eu/Library/EU Neighbours in action: Knowledge across borders](https://Interact.eu/Library/EU%20Neighbours%20in%20action%3A%20Knowledge%20across%20borders)

Want to discuss it? Join our MS Teams environment!

Portal.Interact.eu | [External cooperation](#)

Interact



Co-funded by
the European Union
Interreg

Disclaimer

Publisher

Interact Programme

Date updated

19 May 2026

Primary knowledge area

External cooperation

Author(s)

Besiana Ninka, Ilze Ciganska

Unless otherwise stated,
licensed under [CreativeCommons.org](https://creativecommons.org).
For more information visit creativecommons.org

