

Interreg Baltic Sea Region's Management Verification

Let's keep it simple!





Our financing scheme

- **We applied:**
 - **A simplified and easy to understand package** for reporting of the expenditure for all project types.
- **Built on:**
 - **A unified standard hourly rate** defined for each participating country.
 - And the **flat rates for the most time consuming expenditure** to verify.
- **Resulting from:**
 - **A fair calculation based on historical data** of the previous Programme, and
 - **Off-the-shelf options** from the regulation.



Our result

82.50%

SCO coverage in the Programme budget



SCO

17.50%

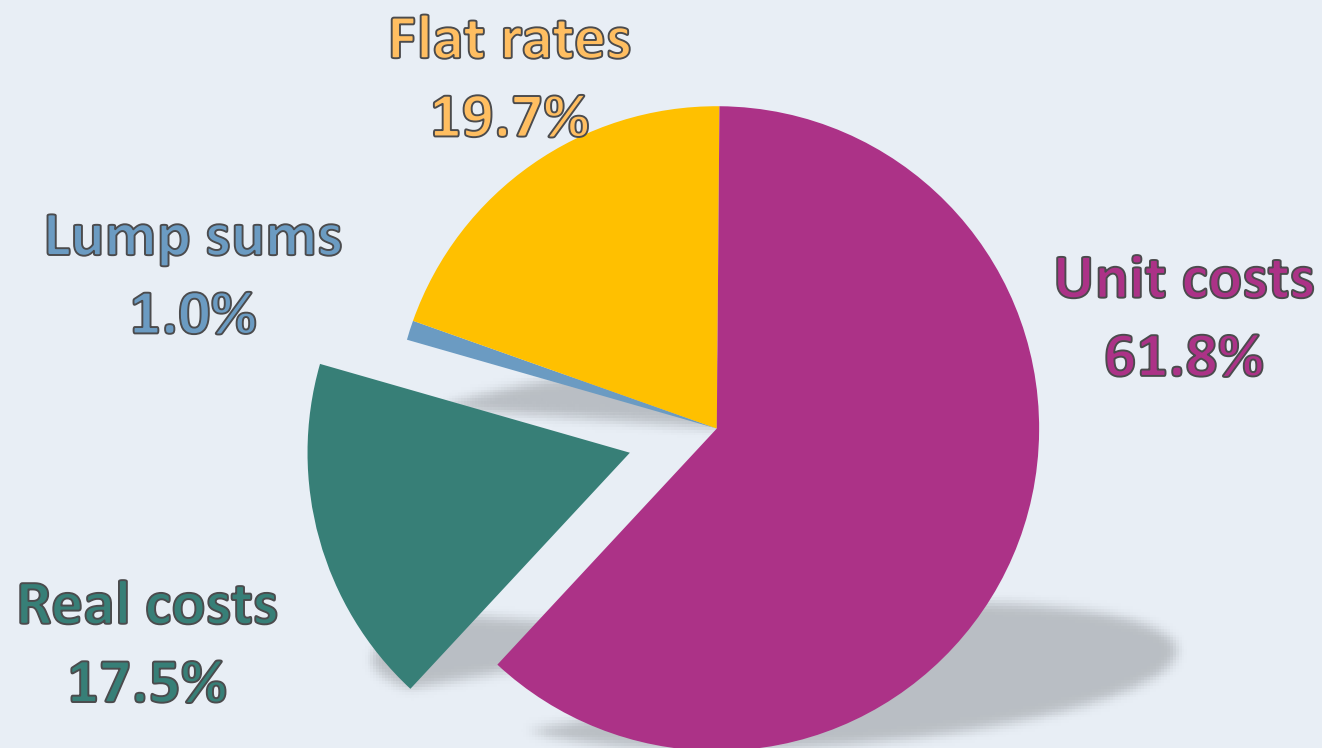


Real costs



Our result

SCO coverage in the Programme budget





Management verification

Art. 74 (CPR)

Co-financed products and services have been delivered, operation complies with law, the programme and conditions for support



SCO

- Conditions for reimbursement have been met



Real costs

- Expenditure has been paid
- Separate accounting records maintained


Roles and responsibilities



82%

SCO

Reimbursement
conditions met




MA/JS

18%

Real costs

Expenditure paid
Separate accounting
kept



**National
Control**

What do we check?

MA/JS

82%

Staff costs - Standard hourly rate

Office and administration (15% of staff)

Travel and accommodation (15% of staff)

All other costs - (40% of staff)

National Control

18%

External expertise and services

Equipment

Investments in infrastructure and works

(Real cost incurred and paid)




Documentation required for SCO

**UNIT COSTS
(STAFF)**

82%

FLAT RATES
Office / Travel /
Other



**REPORT OF HOURS AND
EMPLOYMENT CONFIRMATION**



EMPLOYMENT CONTRACT (on request)



Automatic calculation based on the
certified staff costs

Existence of cost category
(based on the COM guidance)

Our reporting principles



Reporting periods

6 months

Reporting deadline

1 month

SCO

82%

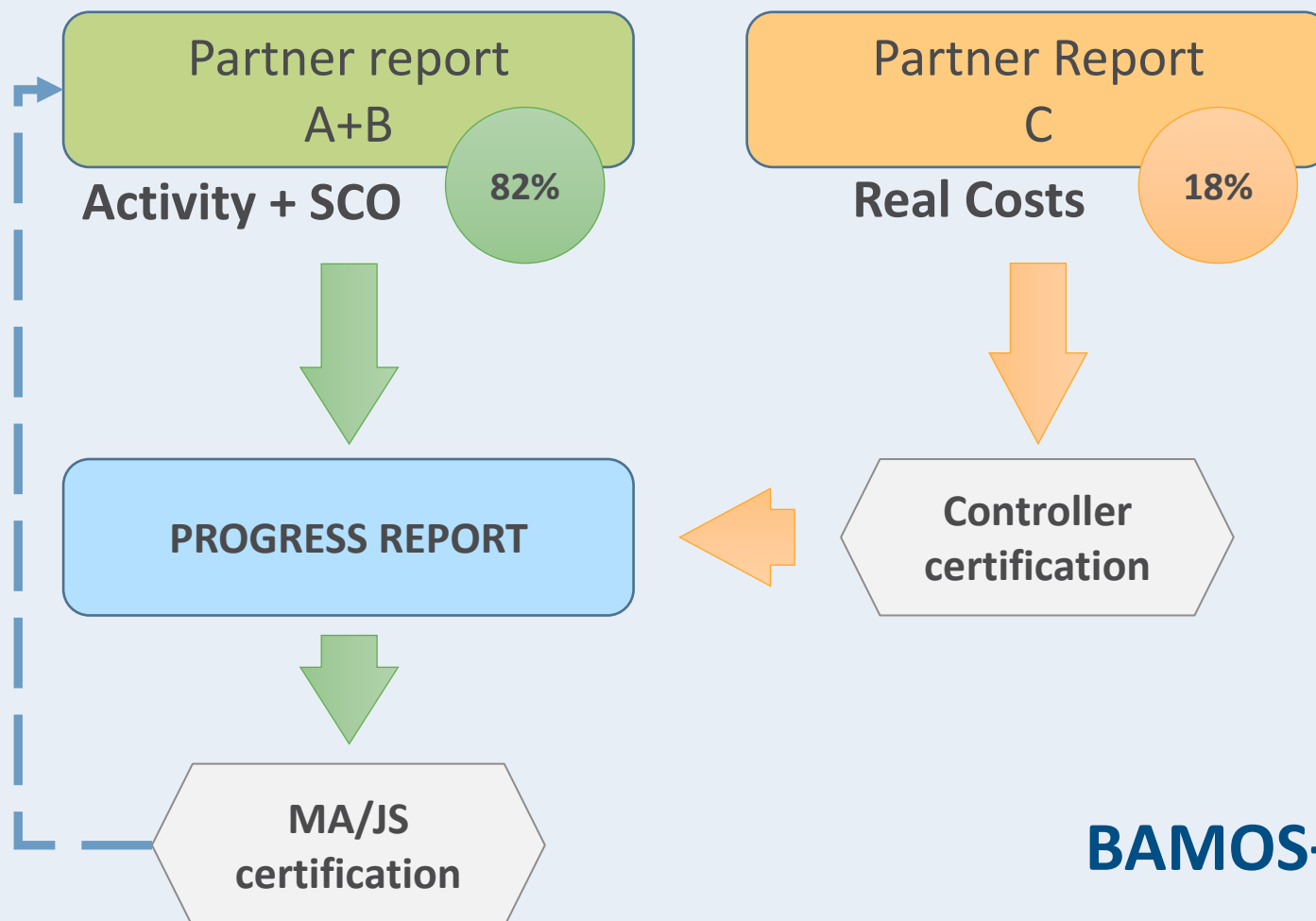
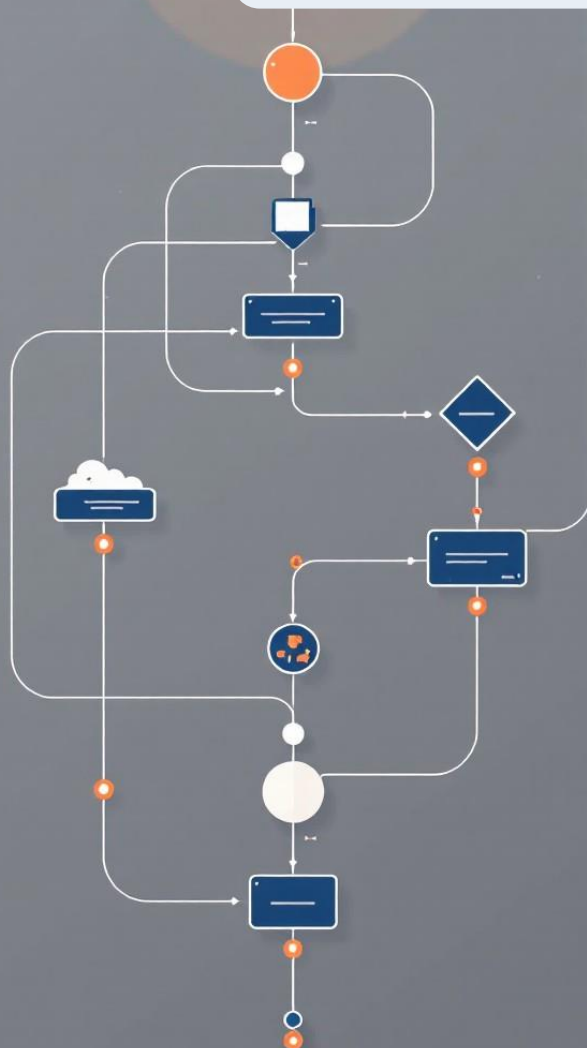
Mandatory (every reporting period)

Real Costs

18%

Voluntary (2nd, 3rd or final report)

How does it work in practice?



BAMOS+

EFFECT?

Reporting time

Reports are in around **66% faster**



Payment time

Projects receive funds almost **50% quicker**



Less documents

One document covering **3 cost categories**



Audit findings

No findings



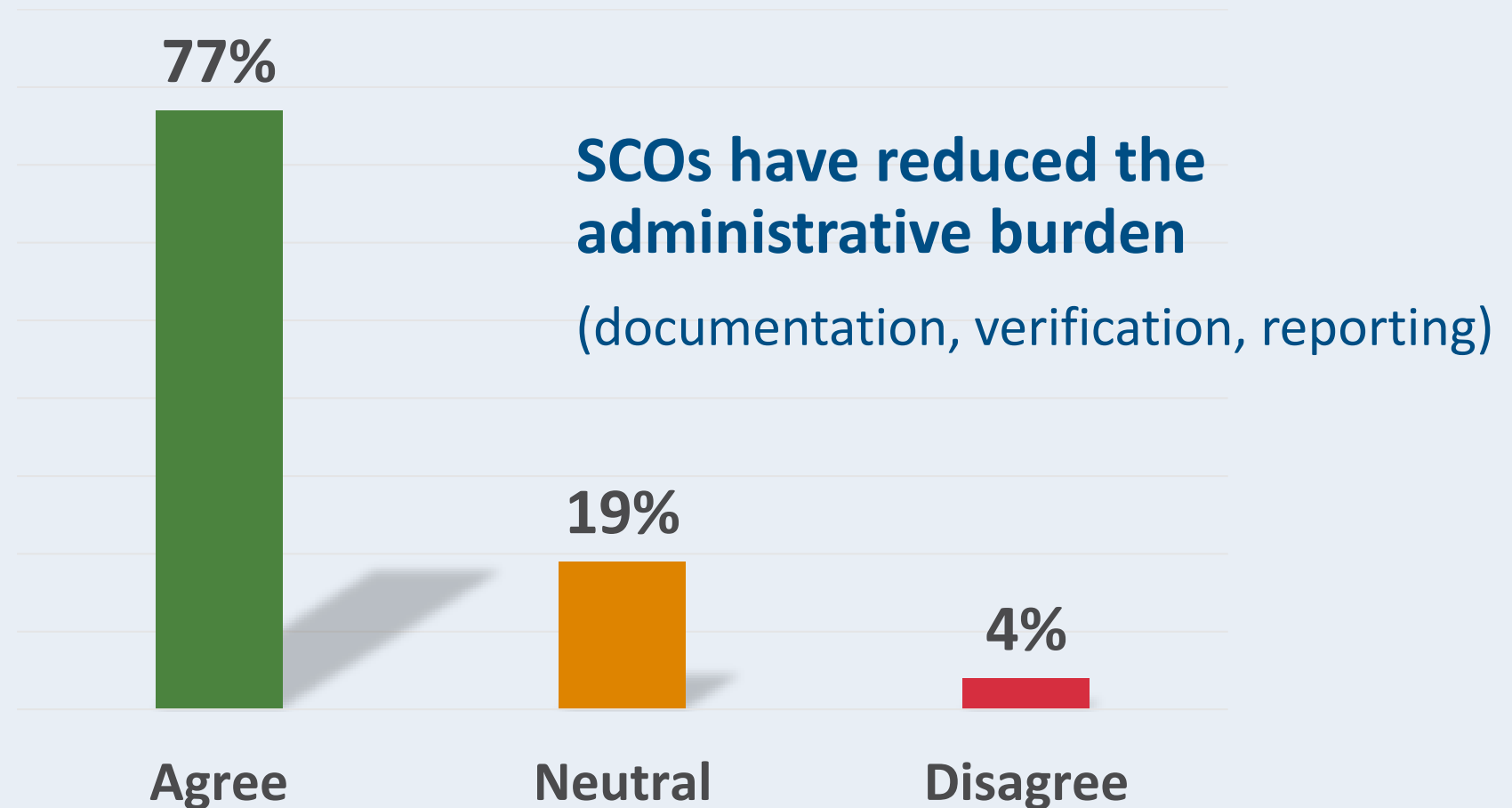
Cost of control*

Partners dedicated **84% less funds for control**



*Countries with decentralised system

What our project partners think?





**Time for your
questions!**



interreg-baltic.eu
interreg-baltic.eu/projects
matchmaking.interreg-baltic.eu

interreg-baltic.eu/subscribe-newsletter
facebook.com/InterregBSR
twitter.com/InterregBSR
linkedin.com/company/interregbsr
instagram.com/interreg.bsr
youtube.com/user/BSRprogramme

The Programme is managed by **Investitionsbank Schleswig-Holstein (IB.SH)** in Kiel, Germany.

Investitionsbank Schleswig-Holstein
Interreg Baltic Sea Region
Managing Authority/Joint Secretariat

Grubenstraße 20, 18055 Rostock, Germany

Tel: +49 381 454 84 5281

E-mail: info@interreg-baltic.eu





Terms of use

This presentation has been developed exclusively for the purposes of the EU funding Programme **Interreg Baltic Sea Region** managed by **Investitionsbank Schleswig-Holstein (IB.SH)**.

You are allowed to use the texts, diagrams and flow charts for developing, managing and promoting Interreg Baltic Sea Region and its projects.

Please note that the **images and photographs contained in this presentation are copyrighted** and subject to the rights of third parties as mentioned in the respective reference below the image. If you plan to use these images/photographs you have the sole responsibility for obtaining appropriate licenses from the respective right holder.

